

Preliminary

LL-U26Y1C-006

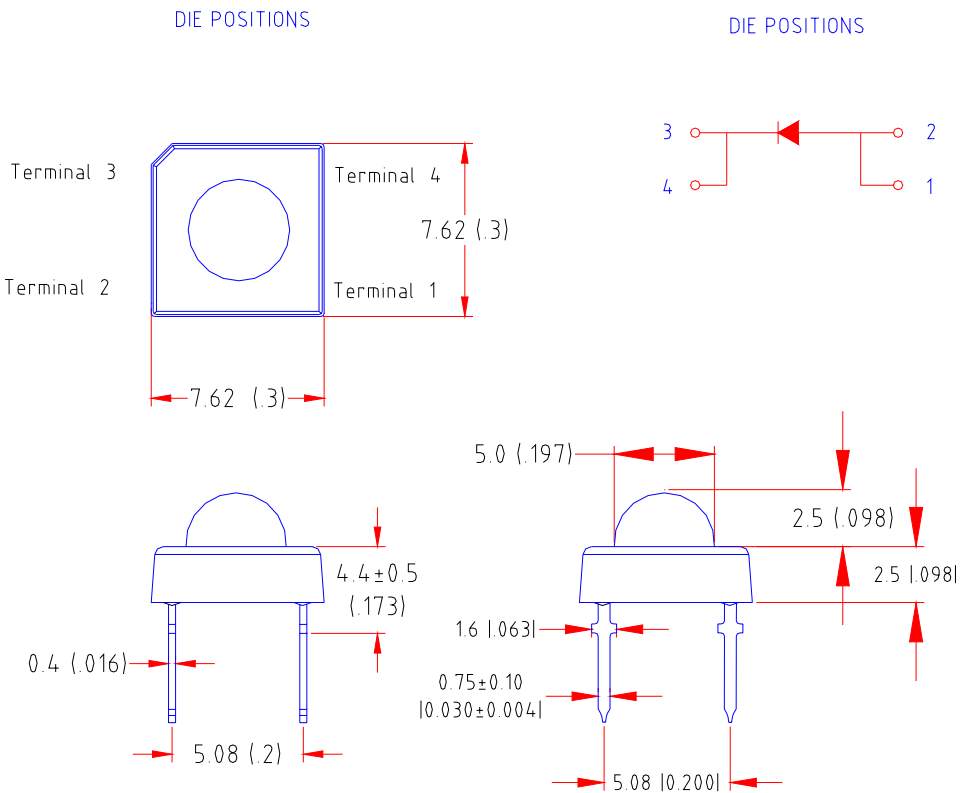
DATA SHEET



QC: 王士光 ENG: 劉為中 Prepared By: 楊銀花

Part No.	LL-U26Y1C-006	Spec No.	S/N-06081123	Page	1 of 4
----------	---------------	----------	--------------	------	--------

Package Dimensions:



Part NO.	Chip Material	Lens Color	Emission Color
LL-U26Y1C-006	AlGaInP	Water Clear	Super Bright Yellow

Notes:

1. All dimensions are in millimeters (inches).
2. Tolerance is $\pm 0.25\text{mm}$ (.010") unless otherwise noted.
3. Protruded resin under flange is 1.0mm (.04") max.
4. Lead spacing is measured where the leads emerge from the package.
5. Specifications are subject to change without notice.
6. This data-sheet only valid for six months.



Absolute Maximum Ratings at Ta=25°C

Parameter	MAX.	Unit
Power Dissipation	90	mW
Peak Forward Current (1/10 Duty Cycle, 0.1ms Pulse Width)	100	mA
Continuous Forward Current	35	mA
Derating Linear From 50°C	0.4	mA/°C
Reverse Voltage	5	V
Operating Temperature Range	-30°C to +80°C	
Storage Temperature Range	-40°C to +100°C	
Lead Soldering Temperature[4mm(.157") From Body]	260°C for 5 Seconds	

Electrical Optical Characteristics at Ta=25°C

Parameter	Symbol	Min.	Typ.	Max.	Unit	Test Condition
Luminous Intensity	I _V	460	1000		mcd	I _F =20mA (Note 1)
Viewing Angle	2θ _{1/2}	75	85	95	Deg	(Note 2)
Peak Emission Wavelength	λ _p	585	590	595	nm	I _F =20mA
Dominant Wavelength	λ _d	585	590	595	nm	I _F =20mA (Note 3)
Spectral Line Half-Width	Δλ	15	20	25	nm	I _F =20mA
Forward Voltage	V _F	1.8	2.2	2.7	V	I _F =20mA
Reverse Current	I _R			50	μA	V _R =5V

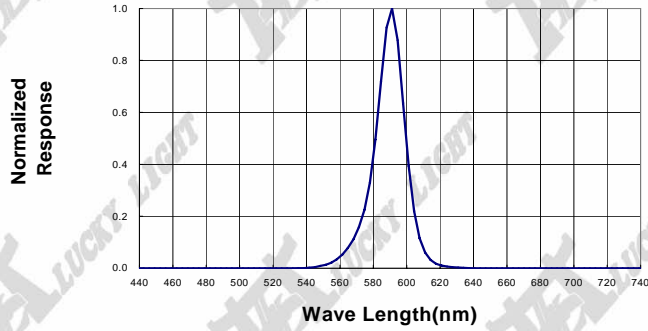
Notes:

1. Luminous intensity is measured with a light sensor and filter combination that approximates the CIE eye-response curve.
2. θ_{1/2} is the off-axis angle at which the luminous intensity is half the axial luminous intensity
3. The dominant wavelength (λ_d) is derived from the CIE chromaticity diagram and represents the single wavelength which defines the color of the device.
4. Forward voltage measurement allowance is ±0.1V
5. Luminous Intensity Measurement Allowance is ± 10%.

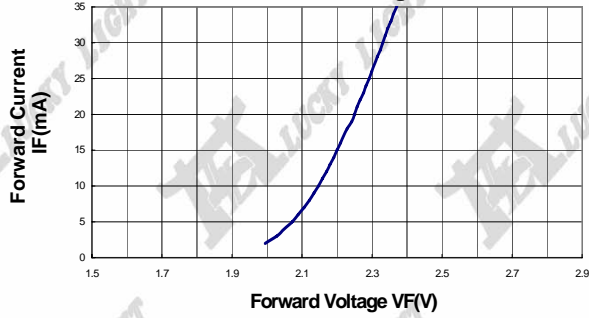


Typical Electrical / Optical Characteristics Curves
 (25°C Ambient Temperature Unless Otherwise Noted)

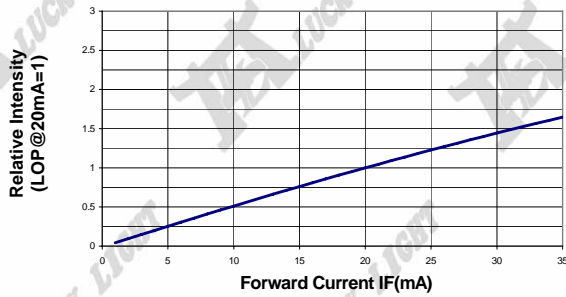
Spectral Radiance (Peak @ 590nm)



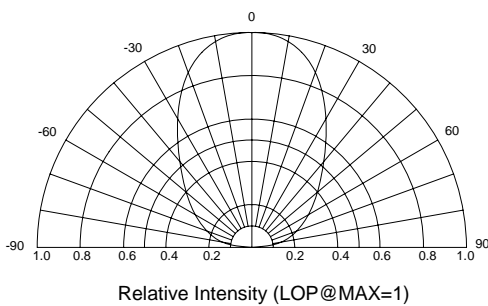
Forward Current vs Forward Voltage



Relative Luminous Intensity vs Forward Current



Beam Pattern



Forward Current Derating Curve

